

Register for Your Exam in the EEA ePLACE Portal and Enroll in the Everblue Online Exam System

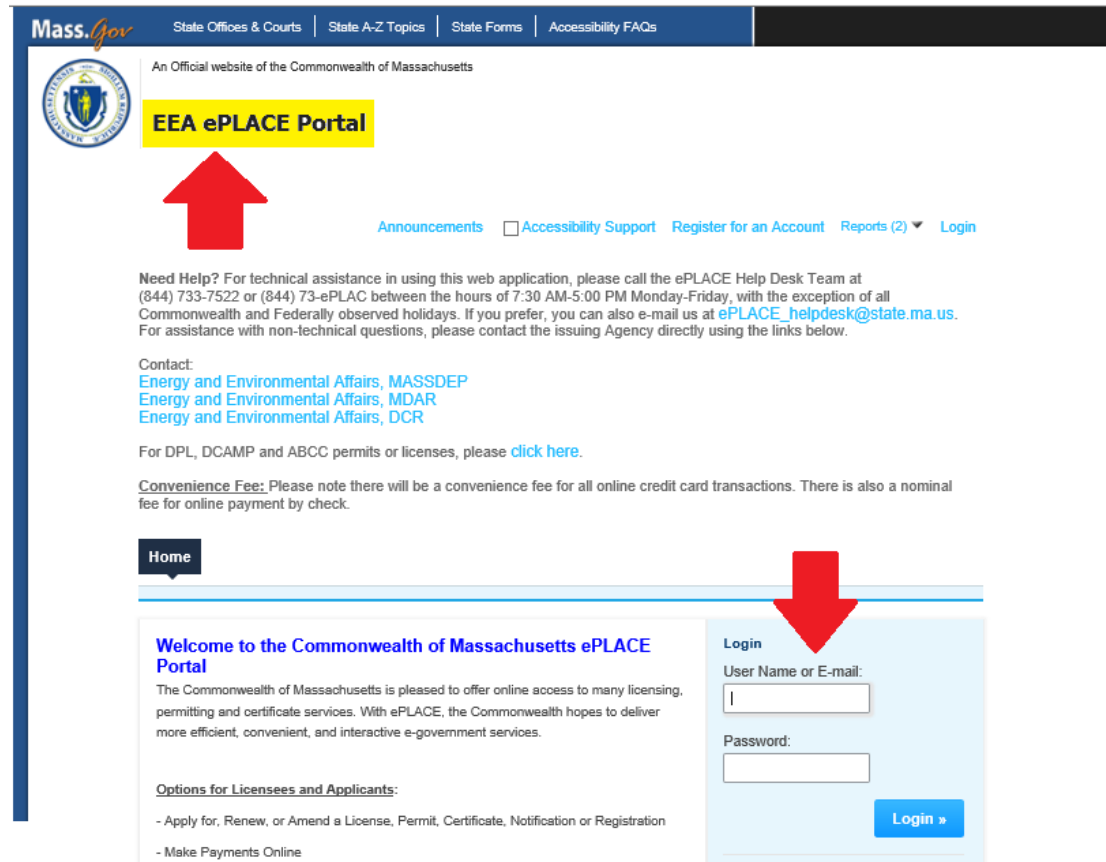
Pesticide Program

Division of Crop & Pest Services

Mass. Department of Agricultural Resources

Welcome to the EEA ePLACE Portal

<https://eplace.eea.mass.gov/citizenaccess/>



The screenshot shows the homepage of the EEA ePLACE Portal. At the top, there is a navigation bar with links for 'State Offices & Courts', 'State A-Z Topics', 'State Forms', and 'Accessibility FAQs'. Below this, the 'Mass.gov' logo is on the left, and the text 'An Official website of the Commonwealth of Massachusetts' is on the right. The main heading is 'EEA ePLACE Portal', which is highlighted with a red arrow. Below the heading, there are links for 'Announcements', 'Accessibility Support', 'Register for an Account', 'Reports (2)', and 'Login'. A paragraph of text provides contact information for the ePLACE Help Desk Team. Below this, there are links for 'Energy and Environmental Affairs, MASSDEP', 'Energy and Environmental Affairs, MDAR', and 'Energy and Environmental Affairs, DCR'. A link for 'click here' is also present. A 'Home' button is located below the text. The bottom section contains a 'Welcome to the Commonwealth of Massachusetts ePLACE Portal' message and a 'Login' form. The 'Login' form has fields for 'User Name or E-mail' and 'Password', and a 'Login »' button. A red arrow points to the 'Login' button. Below the login form, there is a section for 'Options for Licensees and Applicants' with links for 'Apply for, Renew, or Amend a License, Permit, Certificate, Notification or Registration' and 'Make Payments Online'.

Mass.gov State Offices & Courts | State A-Z Topics | State Forms | Accessibility FAQs

An Official website of the Commonwealth of Massachusetts

EEA ePLACE Portal

[Announcements](#) ☐ [Accessibility Support](#) [Register for an Account](#) [Reports \(2\)](#) [Login](#)

Need Help? For technical assistance in using this web application, please call the ePLACE Help Desk Team at (844) 733-7522 or (844) 73-ePLAC between the hours of 7:30 AM-5:00 PM Monday-Friday, with the exception of all Commonwealth and Federally observed holidays. If you prefer, you can also e-mail us at ePLACE_helpdesk@state.ma.us. For assistance with non-technical questions, please contact the issuing Agency directly using the links below.

Contact:
[Energy and Environmental Affairs, MASSDEP](#)
[Energy and Environmental Affairs, MDAR](#)
[Energy and Environmental Affairs, DCR](#)

For DPL, DCAMP and ABCC permits or licenses, please [click here](#).

Convenience Fee: Please note there will be a convenience fee for all online credit card transactions. There is also a nominal fee for online payment by check.

[Home](#)

Welcome to the Commonwealth of Massachusetts ePLACE Portal

The Commonwealth of Massachusetts is pleased to offer online access to many licensing, permitting and certificate services. With ePLACE, the Commonwealth hopes to deliver more efficient, convenient, and interactive e-government services.

Options for Licensees and Applicants:

- Apply for, Renew, or Amend a License, Permit, Certificate, Notification or Registration
- Make Payments Online

Login

User Name or E-mail:

Password:

[Login »](#)

Create an Account – Go to:

<https://eplace.eea.mass.gov/citizenaccess/>



First Time Users:

If you don't already have an EEA ePLACE Portal Account, you will need to create one.

To register, [click here](#) create an account with a User name and Password. After registering, login to access ePLACE.

Returning Users:

Use the log in box on the right to log in with your User name and Password to access the portal. ***NOTE if it has been more than 60 days since you last logged into the system you will need to reset your password.**



Each person must have their own unique account.

If you are using assistive tools such as JAWS, please check our FAQs for important information. [EEA ePlace Quick Guides](#).

To search and view all pending and final decisions for Permit, Certification, License or Notification Applications submitted online and provide Comments on Applications that are open for Public Comments please visit the [EEA ePLACE Public Access Portal](#)

For additional information about the Commonwealth, please visit the [Mass.gov](#) portal. For EEA information, please visit the [Mass.gov/EEA](#) portal.

Log-in and Start Your Exam Registration

Home After you are logged-in Click File an Online Application

Dashboard My Records My Account

Welcome STEVEN ANTUNES-KENYON
You are now logged in to the Commonwealth's EEA ePlace Portal.

What would you like to do?

- New License, Permit, Certificate, Notification or Registration [Click Here](#)
- Renew License, Permit, Certificate or Registration (select "My Records" above)
- Amend License, Permit, Certificate or Registration (select "My Records" above)

Please note: At this time, the EEA ePLACE Portal services only some (not all) licenses, permits, certificates and Registrations issued by Energy and Environmental Affairs (EEA). It does not service any other type of license or permit that is issued or approved by the Commonwealth or any of its agencies or municipalities. This Portal will not service any federal licenses or permits.

If you are using assistive tools such as JAWS, please check our FAQs for important information. [EEA ePlace Quick Guides](#)

To search and view all pending and final decisions for License, Permit, Certificate, Notification or Registration Applications submitted online and provide Comments on Applications that are open for Public Comments please visit the [EEA ePLACE Public Access Portal](#)

For additional information about the Commonwealth, please visit the [Mass.gov](#) portal.
For EEA information, please visit the [Mass.gov/EEA](#) portal.

File an Online Application



Accept the Terms and Conditions for Use of the System

[Home](#) [Accept the terms and conditions and click Continue](#)

[File an Online Application](#)

EEA ePLACE Portal Disclaimer

Welcome to the Commonwealth of Massachusetts EEA ePLACE (ePermitting) portal. In order to continue, you must review and accept the terms outlined as set forth below. Click the "Continue" button in order to proceed with the online submission process.

In order to perform licensing and permitting transactions online, you were required to register for the Commonwealth of Massachusetts EEA ePLACE (ePermitting) portal. All registered users in this Portal are required to agree to the following:

1. Use of the Commonwealth of Massachusetts EEA ePLACE (ePermitting) portal is subject to federal and state laws, which may be amended from time to time, including laws governing unauthorized access to computer systems. Online inquiries and transactions create electronic records that in some instances might be disclosed to

☒ I have read and accepted the above terms.



[Continue »](#)



Click Apply for a MDAR Authorization and then Choose Pesticide Exam Application

Commonwealth of Massachusetts EEA ePLACE (ePermitting) Online Services

New Applicants:

The Commonwealth of Massachusetts EEA ePLACE (ePermitting) portal provides the ability to file applications for licenses, permits, certificates, notifications and registrations. From the listing below, please click on the appropriate link to expand the options, select the service that you would like to use and click the continue button.

Existing Applicants:

Click Home and use the "My Records" tab to renew or amend a license, permit, certification or registration. If they are not listed under the "My Records" tab, please select the "Link your account" option found in section below. You will be prompted for a "record identification code" and "authorization code." from the Account Link notification you received. If you have not received a notification letter, please contact the ePLACE Help Desk Team at (844) 733-7522 or (844) 73-ePLACE between the hours of 7:30 AM - 5:00 PM Monday-Friday.

- ▶ Apply for a DCR Authorization - Construction and Vehicle Access Permits
- ▶ Apply for a DCR Authorization - Special Use Permits
- ▶ Apply for a DEP Authorization - Air Quality (AQ)
- ▶ Apply for a DEP Authorization - Drinking Water (DW)
- ▶ Apply for a DEP Authorization - Hazardous Waste (HW)
- ▶ Apply for a DEP Authorization - NPDES (WM)
- ▶ Apply for a DEP Authorization - Solid Waste (SW)
- ▶ Apply for a DEP Authorization - Watershed Management (WM)
- ▶ Apply for a DEP Authorization - Waterways Chapter 91 (WW)
- ▶ Apply for a DEP Authorization - Toxic Use Reduction (TUR)
- ▶ Apply for a MDAR Authorization
 - MDAR - Massachusetts Pesticide Exam Application
 - MDAR - Massachusetts Pesticide License Application
 - MDAR - Massachusetts Pesticide Product Registration Application
- ▶ Apply for an EEA General Request
- ▶ Link Your Account

Click on the bullet to expand the list and select "Apply for a MDAR Authorization"

MDAR is the Massachusetts Department of Agricultural Resources.

Select Pesticide Exam Application

 Click Continue

Enter Personal Information

Step 1: Application Information > Page 1 of 1

* indicates a required field.

Personal Information

Pursuant to the requirements set forth in M.G.L. c. 132B and the regulations promulgated thereunder at 333 CMR 2.00 through 14.00 et seq., you are required to provide the Department with all requested information. This includes the entry of your social security number and date of birth, which information cannot be modified after you submit the application through the EIPAS System. Failure to provide this information or to falsify this information will result in the denial of the requested license, permit, and/or certificate and may result in further legal action.



* Social Security Number: ?

999999999



* Date of Birth:

01/01/1975



* Attestation:

I hereby acknowledge that the information provided includes personal information, including but not limited to, my social security number and date of birth, and that sharing of any account login information may result in another individual having access to such information. I hereby release and indemnify the Massachusetts Department of Agricultural Resources and the Commonwealth of Massachusetts from any legal responsibility, liability, cause of action, claims, or damages caused by any individual as a result of my sharing or giving access, whether knowingly or due to negligence, to this account login information with any other individual or entity.



* I have read and agree with the above attestation:



* Date:

12/01/2020



The red asterisk indicates a field that must be completed to move forward with your application.

Complete Personal Information

Select Exam Type:

* Government Employee?:

No

* Exam Type:

Applicator (Core) License

The question of government employee refers to whether you are seeking the exam for your government position e.g. a job requirement for municipal, state, or federal employer.

History Information

* Have you been found in violation of any statute or regulation pertaining to the use, distribution, or application of pesticides in Massachusetts or any other state in the past(5) years?:

☐ Yes ☒ No

Continue Application »

Click Continue

Save and resume later

Add Your Employer / Supervisor Information

Step 3: Employer / Supervisor Info > Page 1 of 1

* indicates a required field.

Employer / Supervisor Info

Please enter your Employer or Supervisor Information by clicking the "Add New" button below.

If you own/operate your own business, please enter your business contact information.

Add New



Not Required for Exam Applications

Showing 0-0 of 0

Contact Type	Full Name	Company/Employer Name	Phone	E-mail	Action
No records found.					

Applicant Information

To View your contact, click the View link.

Applicant Information:

STEVEN ANTUNES-KENYON

251 Causeway ST
Boston, MA, 02114

Telephone #: 617-626-1784 Email: steve.kenyon2@mass.gov

[View or Edit](#)

Continue Application »



Click Continue

Save and resume later

Review Your Information

Step 4: Review

[Continue Application »](#)

[Save and resume later](#)

Click the "Edit Application" button to make changes, if needed; otherwise, click the "attestation" button indicating that you have read and agree with the attestation and then click the "Continue Application" button.

Review and Certification

[Edit Application](#)



Review the information in your application to be sure it is correct. If you need to make a correction, click Edit Application.

Personal Information

Social Security Number: 999999999
Date of Birth: 01/01/1975
Attestation: Yes
Date: 12/01/2020



Select Exam Type:

Government Employee?: No
Exam Type: Applicator (Core) License



Review and Attest that Your Application is Correct

History Information

Have you been found in violation of any statute or regulation pertaining to the use, distribution, or application of pesticides in Massachusetts or any other state in the past(5) years?: No

Employer / Supervisor Info

Showing 0-0 of 0

Contact Type	Full Name	Company/Employer Name	Phone	E-mail	Action
No records found.					

Be sure that your address, telephone number and email address are correct.

Applicant Information

Individual
STEVEN ANTUNES-KENYON
251 Causeway ST
Boston, MA, 02114

Telephone #:617-626-1784
E-mail:steve.kenyon2@mass.gov

Legal
attestation

I hereby certify under the penalties of perjury that I have personally examined the information provided and that it is true, accurate, and complete. I further acknowledge that the submission of any false information may result in the denial, suspension, and/or revocation of any license, certification, and/or permit issued by the Massachusetts Department of Agricultural Resources and may also result in legal action in accordance with M.G.L. c. 132B and the laws of the Commonwealth of Massachusetts.

By checking the box below, I understand and agree that I am electronically signing and filing this application.

☒ I have read and agree with the above attestation.

Date:

Continue Application »

Click Continue

Save and resume later

Pay Your Exam Registration Fee Online for Faster Service

Step 5: Pay Fees

Listed below is the fee for the authorization that you are applying for. The following screen will display your total fees.

Payment may be made by electronic check or credit card for a nominal processing fee. The electronic check fee is \$0.35 per transaction. Credit card payments are 2.35% per transaction. Clicking on the PAY ONLINE button will bring you to the secure online payments portal. Once you have made payment, you will be returned to your application for submittal.

Payment may also be made by mail. However, review of your application will not begin until payment is received. By clicking on the Pay by Mail button, you will have submitted your application. You will receive a notification email with the location and address to send your payment. That information is also available in the instructions for this authorization.

Application Fees

Fees	Amount
Applicator (Core) License	\$75.00

Paying your exam fee online is the most efficient way to complete your registration.

\$75.00



Pay Online »

Pay by Mail»

Choosing to Pay by Mail will significantly delay your registration.

Pay Online and nCourt will Send you a Receipt via Email

Payment

Payment

Payment nCourt is the third-party payment vendor. You will receive a receipt.

You have elected to pay for the following item(s).

Description	ID	Amount
MDAR/Pesticide/Exam/Application	20TMP-020462	\$75.00
		\$75.00

Total Amount Due: \$76.76

Billing Information

☐ Same As Previous Information

First Name
|

Last Name
Enter Last Name

Street
Enter Street

City
Enter City

State/Territory
Select State

Zip
Enter Zip

Phone Number
() -

Email
Enter Email Address

Confirm Email
Enter Email Address

Payment Information

☐ Credit/Debit Card ☐ Electronic Check/ACH

Card Type
Select Card Type

Card Number
Enter Card Number

CVV Code
Enter CVV Code

Expiration
01 2018


Check to accept both the Commonwealth of Massachusetts and nCourt Terms Agreements.
☐ I Accept

Commonwealth of Massachusetts Terms Agreement

I authorize the charge to my credit card for the amount shown above. I agree to pay the total amount above according to the card issuer agreement. By checking the box below, I certify that I am an authorized user for the above referenced credit card account.

[nCourt Terms Agreement](#)

Receive Your Email Receipt from customerservice@nCourt.com



Your Receipt >>

Paid To

Name: Commonwealth of Massachusetts Department of Environmental Protection
Address 1: 1 Winter Street
City: Boston
State: Massachusetts
Zip: 02108

Description	Reference ID	Convenience Fee	Amount
MDAR/Pesticide/Exam/Application	20TMP-012701	\$1.76	\$75.00

Receipt Date: 11/19/2020 6:33:05 PM EST Invoice Number: 5832750a Total Amount Paid: **\$76.76**

Billing Information	Credit / Debit Card / ACH Information
Last Name kenyon First Name steve Email steve.kenyon2@mass.gov Street 251 City Boston State/Territory MA Zip 02114	Card Type American Express Card Number *****MODE

Important Information >>

Please verify the information shown above. Your payment has been submitted to the location listed above.

Note Your Successful Registration in the EEA ePLACE Portal

After you have completed your payment, an Exam Record Number is assigned to your registration and included in your email notifications.

Home

MDAR Applications

MDAR - Massachusetts Pesticide Exam Application

1	2 Documents	3 Employer / Supervisor Info	4 Review	5 Pay Fees	6 Record Issuance
---	-------------	------------------------------	----------	------------	-------------------

Step 6: Record Issuance



Successfully Completed.

Thank you for using our online services for your submission.

Your Record Number is 20-EXAM-1980

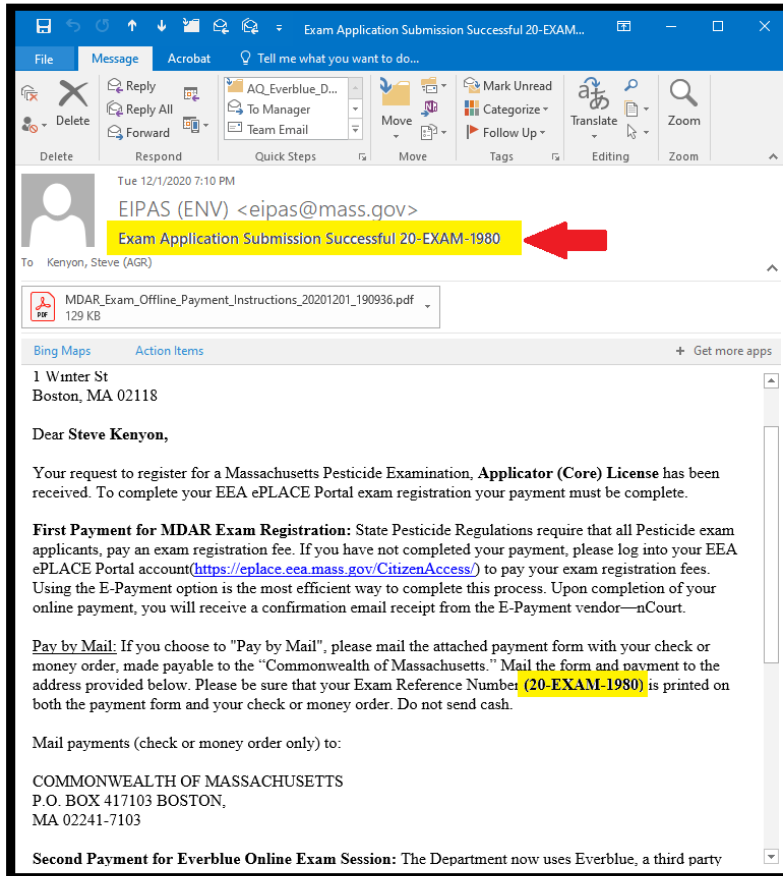
Your Exam Record Number will also be listed when you Click "Home" and then "My Records"

Please note that you will be receiving email notifications for your submission and the progress of your application. If you did not receive a confirmation email for your submission please contact the HelpDesk service, contact information provided above.

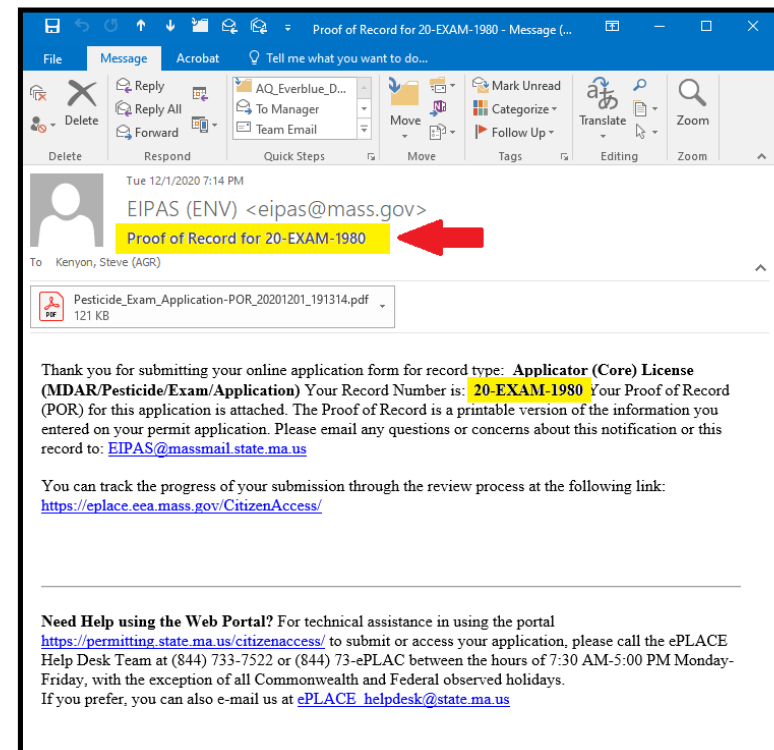
If you need to start a new application, please click Home Button.

After the Exam Registration Payment, You Will Receive Two Emails from EIPAS

Submission Successful Email Sent by EIPAS



Proof of Record Email Sent by EIPAS



The EEA ePLACE Portal is also known as the Environmental Information and Public Access System (EIPAS). Emails from this system are sent from EIPAS.

Not Paying Online?

- If you elected not to pay your Exam Registration Fees, then your examination process will be significantly slower and you will be required to do the following:
 - Print the Exam Registration Invoice sent – it's attached as a report to the "Submission Successful" email sent from EIPAS.
 - Mail the Invoice together with your check or money order to PO Box address provided on the form – do NOT send to MDAR.
 - Patiently wait for your Exam Registration record to be updated with payment prior to moving forward with your online exam enrollment process via Everblue Online Exam System.

Step 5: Pay Fees

Listed below is the fee for the authorization that you are applying for. The following screen will display your total fees.

Payment may be made by electronic check or credit card for a nominal processing fee. The electronic check fee is \$0.35 per transaction. Credit card payments are 2.35% per transaction. Clicking on the PAY ONLINE button will bring you to the secure online payments portal. Once you have made payment, you will be returned to your application for submittal.

Payment may also be made by mail. However, review of your application will not begin until payment is received. By clicking on the Pay by Mail button, you will have submitted your application. You will receive a notification email with the location and address to send your payment. That information is also available in the instructions for this authorization.

Application Fees

Fees	Amount
Applicator (Core) License	\$75.00

Paying your exam fee online is the most efficient way to complete your registration.

\$75.00



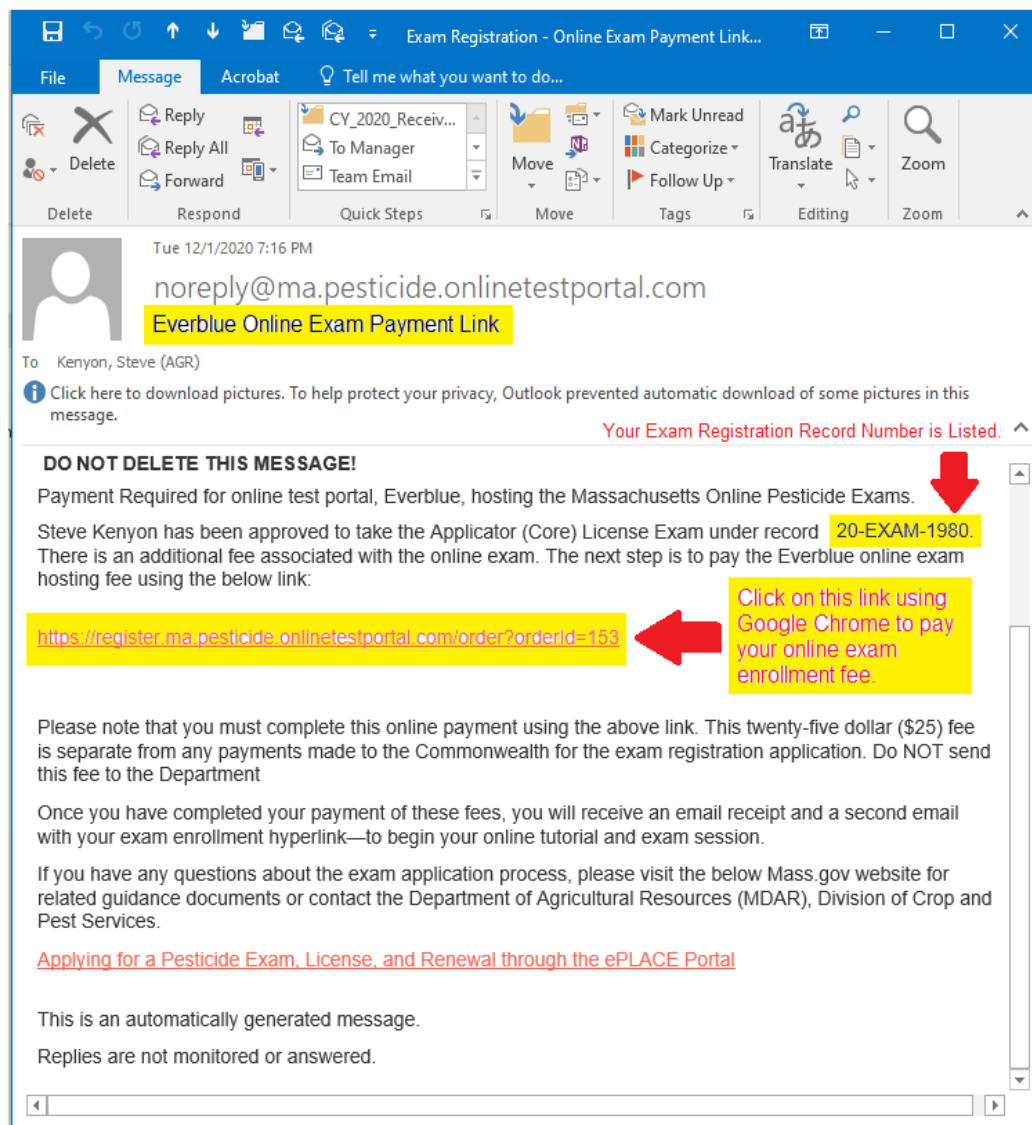
Pay Online »

Pay by Mail»

Choosing to Pay by Mail will significantly delay your registration.

Pay Your Online Exam Enrollment Fee to Everblue

- Once your Exam Registration Fee is paid in the EEA ePLACE Portal, you will then need to pay the online exam enrollment fee.
- Look for the Everblue email titled: **Everblue Online Exam Payment Link** that comes from noreply@ma.pesticide.onlineportal.com
- This email will include your payment link and list your Exam Registration Record Number. You must make your payment online.
- You will use the payment link with the Google Chrome web browser to complete your online payment to the Everblue onlinetestportal.com.



Use the Payment Link to Complete Your Payment to Everblue

Online Test Portal

Use Google Chrome Web Browser

register.ma.pesticide.onlinetestportal.com/order?orderId=153

Apps Google Apple Bing Google Yahoo Outlook Web App Mass.gov

Other bookmarks

everblue

Everblue is the provider for the Department's Online Exam System.

INFO@EVERBLUETRAINING.COM
+1 (877) 753-8941

Order Total

ID	Name	Description	Price	Quantity	SubTotal
1	CORE	Applicator (Core) License Exam	25	1	25.00
					Total : 25

Complete your online credit card payment on the Everblue onlinetestportal.com

Payment Info * Required

Name on Card *

Card Number *

Card number

Expiration Date *

MM/YY

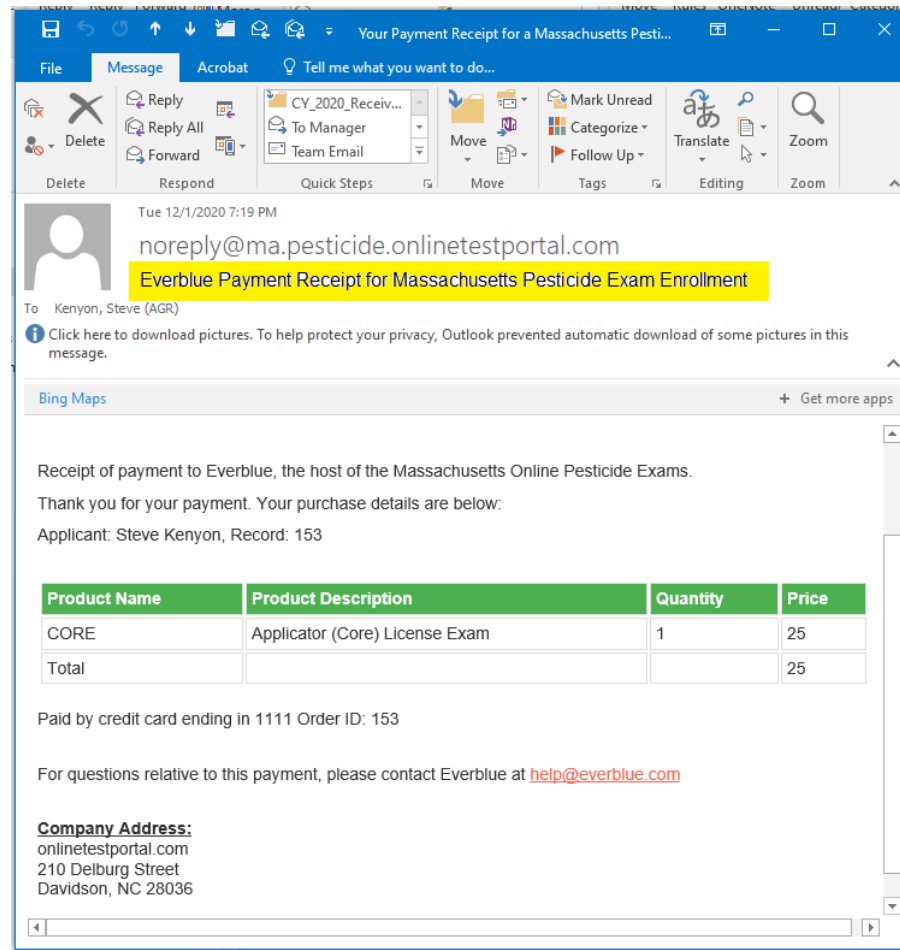
Security Code *

CVC

Zip/Postal Code *

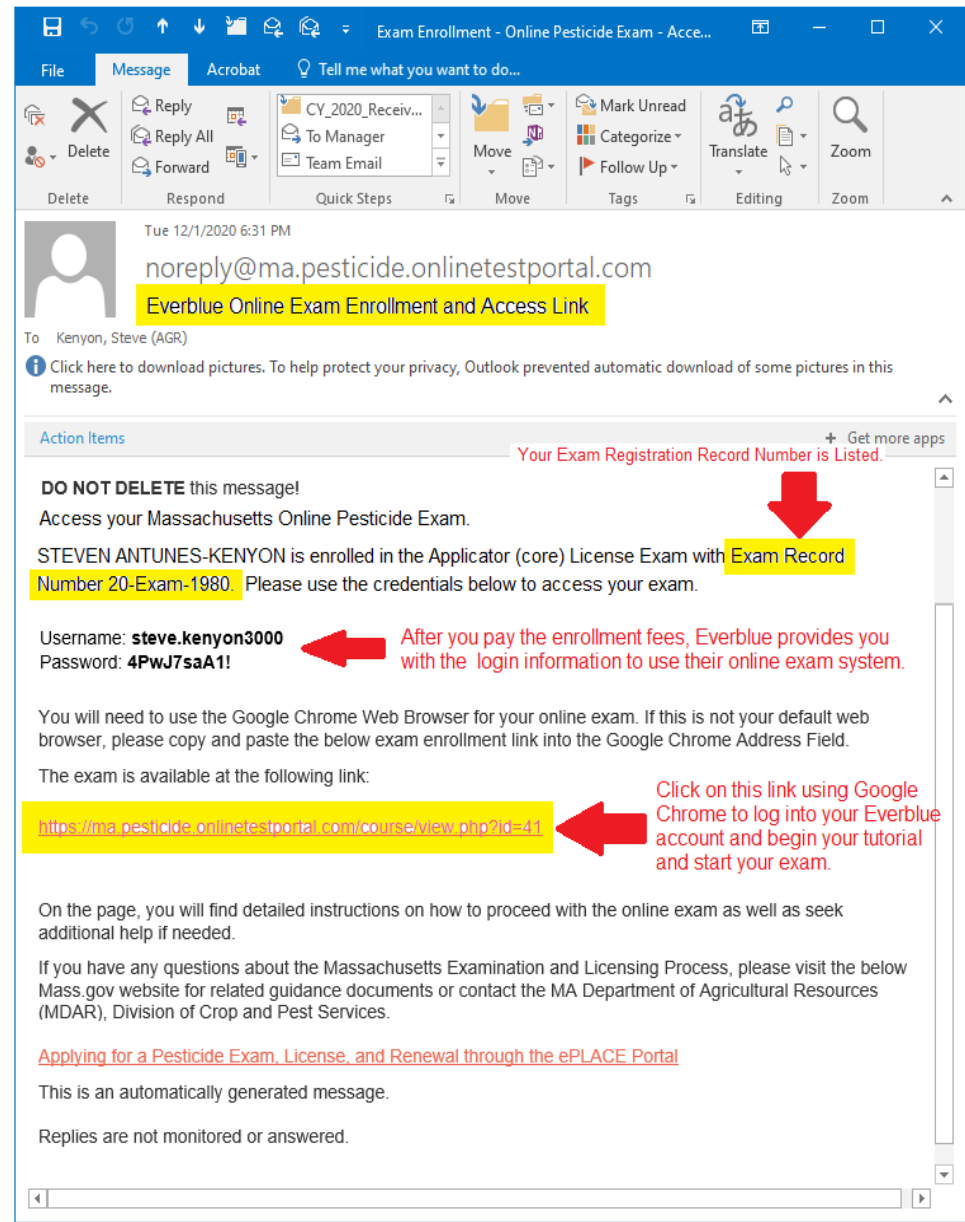
Submit

Receive Your Receipt from Everblue for the Online Exam Enrollment



Receive the Link from Everblue to Access Your Online Exam Session

- After you make your payment using the Everblue payment link, look for an email titled **Everblue Online Exam Enrollment and Access Link** that comes from noreply@ma.pesticide.onlineportal.com
- This email includes your **Online Exam Enrollment and Access Link** and lists your Exam Registration Record Number.
- You must use the Exam Enrollment and Access Link, together with the Google Chrome web browser, and the user name and password provided in the email, to log into your exam session.
- You have just **120-days** from your Everblue Online Exam payment date to complete your online exam session.

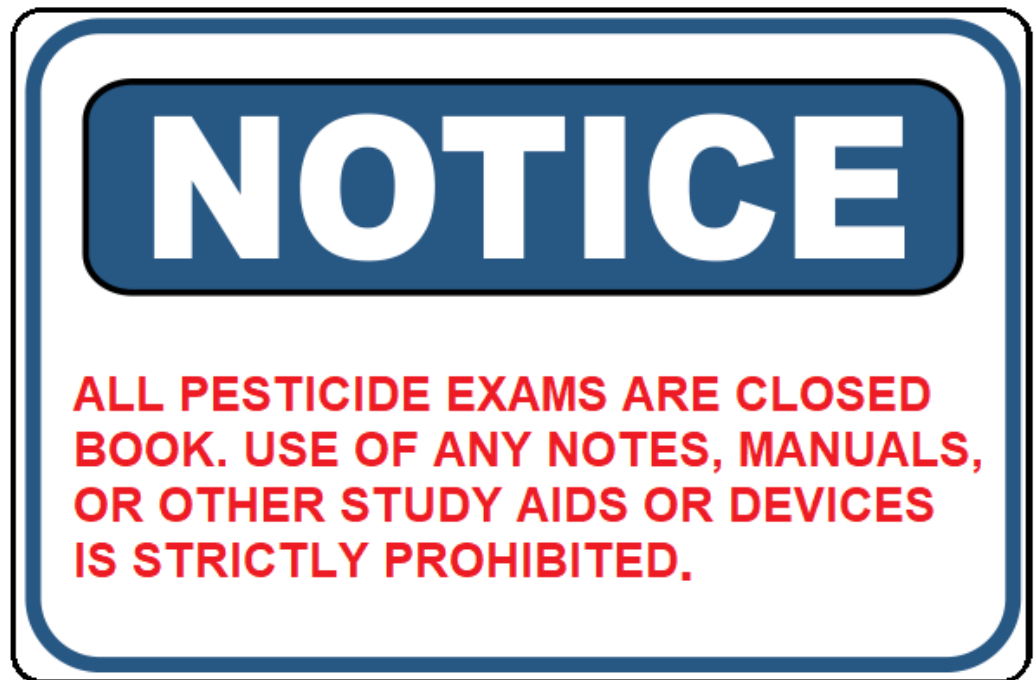


MDAR Rules for Pesticide Exams – Strict Enforcement Applied to all Examinees!

- All Pesticide Exams are closed book and use of any notes, manuals, study aids or other assistance is strictly prohibited.
- Find an appropriate well lighted and quiet room where you will NOT be disturbed.
- Be sure that you have strong-reliable internet connection and have sufficient power for the computer or laptop.
- Be sure to use the restroom before the online exam session.
- Once your exam session starts you cannot leave the exam room, or stop your exam session, or block your webcam.



Accessing notes, manuals, etc. or cellphones or other devices during your exam is strictly prohibited.



The Everblue System Uses Your Webcam and Microphone to Record Your Exam Session

- Do not attempt to change computer networks once the exam starts—as the exam session will end abruptly.
- Assure that your webcam and microphone are not covered or blocked for the exam duration.
- Do not look down or away from your screen--focus on the exam.
- Once the exam session starts, applicants should only use their computer mouse to navigate the exam. Do NOT use the keyboard.
- Note that all exam sessions record both audio and video for signs of cheating and are carefully reviewed.
- There are no refunds for failure to follow these rules.



If at any point you are not visible via the webcam or are repeatedly looking down or away from the computer screen, you may be found to be cheating and disqualified.



How Do You Get Ready to Take Your Exam?



Closely review this Guide and the Rules and Requirements for Online Exams posted on www.Mass.gov before you begin:

- You must use a regular desktop or laptop computer; such as, a PC running Windows OS 10 or higher or an Apple Macintosh computer running Mac OS 10.11 or higher.
- You **cannot** use a Chromebook nor mobile devices like phones or tablets (e.g. iPhone, iPad, and Android, etc.).
- Be sure that that the computer operating system and chrome web browser are up to date.


The screenshot shows the Mass.gov website with a search bar containing the text 'applying for a pesticide exam'. A red arrow points to the search bar. Below the search bar, the search results are displayed. The first result is 'How do I get ready for the pesticide licensing exams?' with a red arrow pointing to it. Below this result, there are three links: 'Pesticide Examination and License Information Bulletin', 'Pesticide Exam Frequently Asked Questions', and 'Everblue Online Exam Demo Video'. A red arrow points to the 'Everblue Online Exam Demo Video' link. Below this link, there are two more links: 'Disability Accommodations for Pesticide Exam' and 'Rules and Requirements for Online Exams'. A red arrow points to the 'Rules and Requirements for Online Exams' link.

Mass.gov

Search Results

All Organizations ▼ applying for a pesticide exam  

How do I get ready for the pesticide licensing exams?


The [Pesticide Examination and License Information Bulletin](#) will answer all these questions and more! 


[Pesticide Exam Frequently Asked Questions](#)

1. Find out what type of licenses there are for pesticide applications.
2. Where to order the study materials.
3. How to register for an online exam - please see below "Applying for Pesticide Exam" step-by-step guide.

This is a closed book exam. The use of manuals, notes, or other study guides during the online exam session is strictly prohibited and will result in your disqualification.

[Disability Accommodations for Pesticide Exam](#)

[Everblue Online Exam Demo Video](#) 

[Rules and Requirements for Online Exams](#) 

Log Into Your Everblue Account and Prepare to Take Your Online Exam

- Reboot your computer immediately before you begin your online exam—this helps restore system resources.
- Using the credentials given to you in the **Everblue Online Exam Enrollment and Access Link** email, log into your account.
- Password support is available should you have trouble



The screenshot shows the login interface for the Massachusetts Department of Agricultural Resources (MDAR). At the top center is the MDAR logo, which includes a green stylized field icon and the text "MDAR MASSACHUSETTS DEPARTMENT OF AGRICULTURAL RESOURCES". Below the logo are two input fields: "Username / email" and "Password". Under the "Password" field is a checkbox labeled "Remember username". A blue "Log in" button is positioned below the input fields. To the right of the input fields, there is a yellow button labeled "Forgotten your username or password?". A red arrow points from this button to the text "Password Support" on the right side of the page. Below the yellow button, a message states "Cookies must be enabled in your browser" with a small blue circular icon containing a question mark.

Click on the Exam Hyperlink After You Are Logged Into Your Account



Welcome to the online examination portal for the Massachusetts Department of Agricultural Resources, Pesticide Program. Together, the [EEA ePLACE Portal](#) and this online examination system provide near constant access to examinations and opportunities to submit pesticide license applications or renewals at a time that is convenient for you. It's the Department's hope that these systems will better meet the pesticide examination and licensure needs of today's pesticide applicators and their employers.

The Department now conducts all pesticide exams using this online data system. This system is designed to confirm your identification and conduct secure competency testing to determine your eligibility for pesticide licensure in Massachusetts. Your exam sessions will be recorded and any abuse or misuse of this system, including but not limited to cheating on exams or the copying or recording of any exam content will be cause for disqualification and both civil and criminal penalties.

With the exception of the Catch Basin Permit Exam, all other exams have 125 multiple-choice questions. All exams are timed limited. You will be allowed one hour and 45 minutes for the commercial applicator (core) and dealer license exams, two hours and 30 minutes to take commercial and private certification exams and one hour for the Catch Basin Permit Exam.

Questions

Answers to most of the frequently asked questions are provided on the Department's [Examination, Licensing, and Renewal website](#); however, if you have a question to which you cannot find the answer, please send an email to steve.kenyon2@mass.gov.

My exams

★ [Applicator \(Core\) License](#)



Click on the Exam Hyperlink

[All exams](#)


Follow Everblue Guidance to Your Online Exam Session

Applicator (Core) License

[Home](#) / [My exams](#) / [Massachusetts Pesticide Exams](#) / [Applicator \(Core\) License](#)

Welcome to the Applicator (Core) License Exam

Introduction

Your progress 

Welcome to the MDAR online Pesticide Exam System. Please note that all examinations are "closed book". Your exam session is recorded, monitored, and reviewed. Any cheating or assistance from others will NOT be tolerated. Any use of calculators, notes, dictionaries, or other reference materials not provided to you within the exam session is strictly prohibited.

If a disability prevents you from taking the exam under the existing conditions outlined above, you may request an accommodation. Such requests are subject to approval by the Department upon submission and review of documentation needed by the Department and in accord with the applicable State and Federal Disability Laws. For more information, please send email to steve.kenyon2@mass.gov to request the Department's Pesticide Exam Disability and Accommodation Guidelines before you begin your online exam. Anyone claiming a disability will need to provide both a clear description of the disability and supporting documentation.

Technical Specifications

Computer Technology Requirements

1. You need to use a **regular computer (Windows/Mac computer or laptop)**. You cannot take the exams from mobile devices (e.g., iPhone, iPad, Android device, etc).
2. You will need to have Internet Speed Upload: 1 Mbps and Download: 2 Mbps. **Tethering and Hotspots are not supported.**
3. You need a **working webcam and microphone** (depending on the options your instructor has selected)
4. You need to use a mouse or mouse/track pad to answer the questions.
5. You must use **Google Chrome web browser & the Proctorio Extension**. [Install the Proctorio extension for Google Chrome](#). It takes less than 30 seconds. The exam that requires Proctorio will usually prompt you to install the extension if you need it.
6. **Have a photo ID card available.** Depending on the settings your instructor has used for the exam you may be asked to hold up your ID to document you are the test taker.
7. Be ready for room scans. Again, depending on the settings on your exam Proctorio may ask you to do a room scan; turning your web camera in a 360-degree pan to look at the room. Proctorio may ask more than once if the program hears noises - the application is trying to ensure there is nobody else in the room. Using Proctorio is fairly simple. Proctorio walks you through the process as you're taking the exam, so you do not need to refer to any instructions while you're using Proctorio.

Navigating Product Labeling Exam Questions

How to navigate pesticide labeling questions

When you arrive at a pesticide label exam question, the label window will be directly below the exam question. The most important part of answering this question, is to read the labeling provided and choose the correct answer from the options provided.

Please note that by placing your cursor over the label, you will be able to scroll up and down the pages of the labeling. Also, placing your cursor on the left or right margin, outside of the label, will allow you to scroll up and down the previous or next question.

Just above the three choices to answer the question, you will see important controls that allow you zoom in and out of the labeling. These controls are shown by the "plus" and "minus" magnifying glasses.

Watch the Exam Demo Video in Order to Access Your Exam

Required Prerequisites

The resources below will help prepare you for your upcoming proctored exam. It is **required**, that you access these resources before you will be eligible to attempt this Massachusetts Exam.

 Exam Demo Video




You must complete the Exam Demo Video before you may begin your exam session.



Start your exam below

- This examination contains **125 questions**.
- You must **answer 87 out of the 125 questions** correctly to receive a passing score.
- You have **2 Hours** to complete this test.



 [Applicator \(Core\) License Exam \(Remotely Proctored\)](#)

Restricted Not available unless: The activity [Exam Demo Video](#) is marked complete

DO NOT click 'Stop Screen Sharing' at all during your exam attempt or your attempt will be terminated.

After your Exam

Thank you for completing your online Pesticide Examination. You will be sent an email from EIPAS with your exam results.

If you passed the exam, please follow the directions in the email carefully to apply for the license, category, or permit. If you failed the exam, you may sign up to take the exam again, depending on the number of times you have previously failed. A new exam registration and fee must be submitted for each attempt to pass the exam.

Quick Overview of Basic Requirements

- You must use only one reliable internet (network) connection. You cannot change networks once the exam starts.
- You must use a laptop or desktop with webcam and microphone. The laptop or webcam will need to be mobile to show your surroundings via the “room scan.”
- The computer may be a PC running Windows OS 10 or higher or an Apple Inc. Mac Computer that is running Mac OS 10.11 or higher. It may be a desktop or a laptop computer—but it CANNOT be a Chromebook or smart phone or tablet.
- You must follow the prompts and instructions provided by the system as it makes system checks of your computer, webcam, and network connection.

No Chromebooks, smartphones or tablets!



Applicator (Core) License Exam (Remotely Proctored)

System Diagnostics Test

The system diagnostics test will only take a moment



You Must use the Google Chrome Web Browser and Your Exam Session will be Monitored

You will need to use the Google Chrome Web Browser and when prompted, you must install the "Proctorio" Extension into the browser. The Everblue system will prompt you to do this.

Before you Begin

This exam will be proctored. Here are a few things to know before you begin.



We will tell you when we start and stop recording.



Only your exam admin can see what is recorded.



Decisions are made by your exam admin, not us.

Proctorio Inc. complies with [GDPR, FERPA, and other regulations](#). Read our [Privacy Policy](#).
Your data will be securely stored in Los Angeles, California for 1 year before being deleted.



What's recorded during the exam

camera feed • audio • computer screen • exam environment • websites visited • country/region • identity document



What's restricted during the exam

no-exam-re-entry • one monitor • full-screen mode • no new tabs • no extensions
• no clipboard • no printing • no downloads • no right-clicking • cache cleared



24/7 support available during the exam

Click the Proctorio browser extension icon to chat with an agent within seconds.

Accessibility options:

[Enable high visibility mode](#).

[Learn more about Proctorio's approach to Accessibility](#).

Your exam hasn't started yet! First, we need to set up your system.

Start exam pre-checks

Pictures of You and Your ID will be Taken

The Proctorio application will guide you through each step—including taking a photo of you and your valid government issued photo ID.

If you do not have a valid government issued photo ID, the system will fail your online exam session.

You cannot block or cover your picture or identifying information found on your government issued photo ID.

Applicator (Core) License Exam (Remotely Proctored)

Identification Card

By clicking next, you agree the image of the identification card displayed can be used to verify your identity.



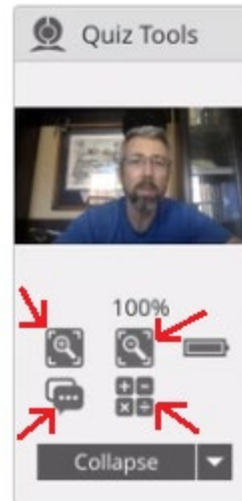
[Having trouble?](#)

Re-take

Next >

Take Your Online Exam

- All exams consist of a combination of multiple choice and true and false questions.
- You will only need your mouse to navigate the exam.
- Individuals taking the Applicator (core) License Exam will have a 2-hour time limit.
- Individuals taking Commercial or Private Certification Exams will have a 2 hr. 30-minute time limit.
- You will NOT receive your grade immediately, but must wait for your exam session to be reviewed.



Quiz Tools

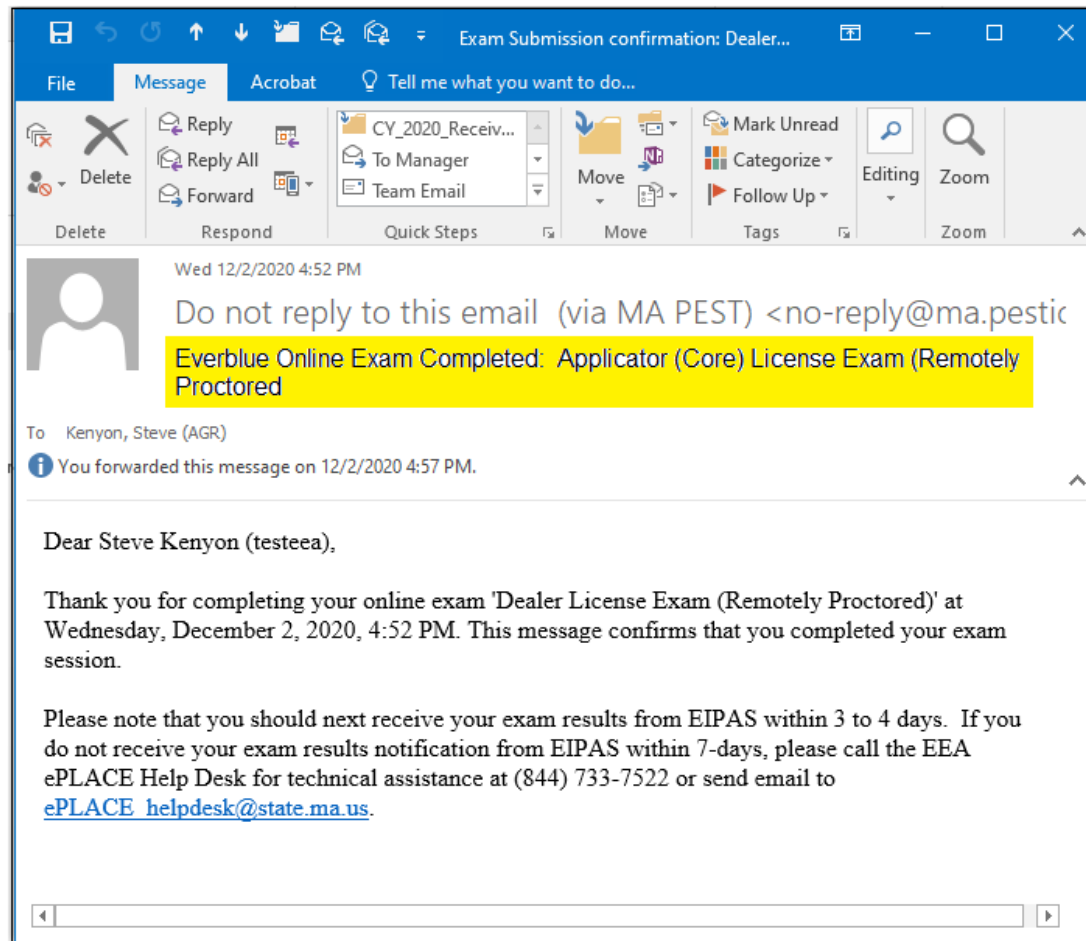
As outlined in the Online Exam Demo Video, the Quiz Tools are included in your exam session and provide the following:

- * Calculator for making any needed calculations
- * View of your webcam
- * Zoom-in and Zoom-out for better viewing
- * Chat for proctoring service if you have any issues

Keep your eyes focused on your computer screen. You will only need your mouse to navigate the exam. Do NOT use your keyboard or any other electronic devices, cell phones or calculators.



Receive Confirmation After Completing Your Exam



Wait to Receive Your Exam Results

- All exam sessions are secured, monitored, and reviewed to confirm ID and proper conduct.
- Violating the exam rules will result in a failed grade and possible enforcement action.
- Look for your exam results sent via email from EIPAS within 4 days.

If You Fail the Exam?

- Those individuals with failing scores must repeat the process using their EEA ePLACE Portal Accounts and their Everblue Online Exam Accounts
 - “Reregister”** – complete a new exam registration and payment in the EEA ePLACE Portal.
 - “Re-enroll”** – complete the online exam enrollment and payment via the Everblue. See the MDAR Pesticide Examination and Licensing Information Bulletin for more details.

Visit www.Mass.gov for additional information and other Step by Step Guides to Examination and Licensing

<https://www.mass.gov/guides/applying-for-a-pesticide-exam-license-and-renewal-through-the-eplace-portal>

Pesticide Examination and Licensing

The Pesticide Program conducts the examination, licensing, and certification of pesticide applicators.

MDAR presents the new Online Data System known as the ePLACE Portal. This portal is part of an initiative to bring all agencies within the Executive Office of Energy and Environmental Affairs into an online permitting and authorization system. This system provides an easy and convenient way for individuals to apply for pesticide exams and licenses. All Applications for examination or licensure must now be submitted online.

First time? Start here.

GUIDE: Applying for a
Pesticide Exam,
License, and Renewal
through the ePLACE
Portal →



← Guides to all Pesticide
Examination and
Licensure Activities

If You Pass the Exam

- Individuals with passing exam scores will then use their EEA ePLACE Portal Accounts to complete the Application for Licensure.
 - You may apply for your license immediately upon receiving your passing exams results
 - Fees and Proof of Insurance apply to Applicator (core) License and Commercial Certifications
 - Review the Step by Step Guide to Applying for a Pesticide License After Passing the Exam on www.Mass.gov

Visit www.Mass.gov for additional information and other Step by Step Guides to Examination and Licensing

<https://www.mass.gov/guides/applying-for-a-pesticide-exam-license-and-renewal-through-the-eplace-portal>

Additional Resources



Applying for a Pesticide (core) License Exam (PDF 2.23 MB)



Applying for Applicator (Core) License After Passing the (Core) Exam (PDF 2.59 MB)



Applying for a Pesticide Commercial Certification Exam (PDF 3.33 MB)



Applying for Commercial Certification (CC) License After Passing CC-Exam (PDF 1.63 MB)



Applying for the Catch Basin Exam using the ePLACE Portal (PDF 2.36 MB)



Reviewing and Rescheduling a Pesticide Exam (PDF 426.52 KB)

EEA ePLACE Portal Technical Support

- **Need Help?** For technical assistance with the your exam registration in the EEA ePLACE Portal, please call the ePLACE Help Desk Team at 844-73-ePLAC (844-733-7522), 7:30 AM-5:00 PM, Monday-Friday (except on holidays)
- You can also email ePLACE_helpdesk@state.ma.us
- For assistance with non-technical questions, please contact the MDAR, Operations Coordinator

Questions About Everblue Online Exam Payment and Enrollment?

- Everblue is the third-party hosting the Department's Online Exams.
- For questions relative to the Everblue online exam payments and exam enrollment, please contact Everblue at ma.pesticide@everbluetraining.com

Thank You

- Additional Questions?
 - Contact the MDAR Pesticide Program
 - Phone: (508) 281-6787
 - Email: PestExamLicense@mass.gov